

OAKWOOD UNIVERSITY

FACT BOOK
2007-2008

Huntsville, Alabama

PREFACE

The Office of Institutional Effectiveness is pleased to present to the Oakwood University community the 2007-2008 Oakwood University Fact Book. The purpose of the Fact Book is to make readily available to all members of the campus community a wealth of institutional data to support decision making across the campus. The Fact Book is the single source of official, reliable and timely institutional data for Oakwood University.

The Oakwood University Fact Book is published yearly and made available online. Please direct any comments or suggestions on how to improve the Fact Book to the Office of Institutional Effectiveness in writing. Your comments and suggestions will be recognized and assessed appropriately.

Special acknowledgment must go to Mrs. Arlene Wimbley, Coordinator of Institutional

TABLE OF CONTENTS

GENERAL INFORMATION

Oakwood University Brief History	1-2
Mission and Goals	2
Memberships, Affiliations and Accreditations	3
Approvals	3

GOVERNANCE AND ADMINISTRATION

Board of Trustees, 2007-2008	4
Advisory Board	5
Administration and Staff, 2007-2008	6-7
Organization Structure	8
Faculty Roster by Academic Department (Including Administrators and Staff with Faculty Rank)	9-12
Part-time Faculty Instructional Roster	13-14
Adult & Continuing Education Instructors	14
OC101 Orientation Seminar Instructors	14

STAFF INFORMATION

Staff by Category, 2003-2007	15
Staff by Gender	16
Staff by Ethnicity	17
Number and Percentage of Staff by Division	18

ACADEMIC INFORMATION

Academic Structure	19
Degree Programs	20-21

FACULTY INFORMATION-FALL

Full-time Instructional Faculty Roster by Department	22-25
Part-time Instructional Faculty by Department	26-27
Summary Statistics on Part-time Instructors	27
Number and Percent of Full-time Instructional Faculty by Department	28
Number of Full-time Instructional Faculty by Department and Rank	29
Percentage of Full-time Instructional Faculty by Rank	30
Full-time Instructional Faculty by Department and Degrees	31
Percentage of Full-time Instructional Faculty by Degrees	32
Part-time Instructional Faculty by Department and Degrees	33
Percentage of Part-time Instructional Faculty by Degrees	34
Number of Instructional Faculty by Department (Full-time and Part-time)	35
Percentage of Full-time and Part-time Instructional Faculty	36

Full-time Instructional Faculty by Rank and Gender 37
Full-time Instructional Faculty by Ethnicity and Gender 38
Percentage of Full-time Instructional Faculty by Ethnicity 38
Percentage of Full-time Instructional Faculty by Gender 39
Percentage of Full-time Instructional Faculty by Continuous/Non-Continuous Appt. 40
Full-time Instructional Faculty by Continuous Appointment, Rank and Gender 40
Average Salaries of Full-time Instructional Faculty by Rank 41
Average Salaries of Full-time Instructional Faculty by Rank and Contract Type 41

FACULTY INFORMATION-SPRING

Full-time Instructional Faculty Roster by Department 42-45
Number and Percent of Full-time Instructional Faculty by Department 46
Number of Full-time Instructional Faculty by Department and Rank 47
Percentage of Full-time Instructional Faculty by Rank 48
Full-time Instructional Faculty by Department and Degrees 49
Percentage of Full-time Instructional Faculty by Degrees 50
Part-time Instructional Faculty Roster by Department 51

DEGREES AND GRADUATES INFORMATION

Degrees Conferred by Department and Majors, 2002/03 to 2006/07 113-119
Degrees Conferred by Division and Majors, 2003-2007 120-121
Percentage of Graduates by Gender, 2007 122
Graduates by Ethnicity and Gender, 2007 123
Degrees Awarded by Type and Gender, 2007 124
Percentage of Degrees Awarded by Type, 2007 124
Degrees Conferred, 2003-2007 125

HOUSING INFORMATION

Housing Statistics, 2007-2008 126
Percentage of On-Campus and Off-Campus Students, Fall 2007 127
Percentage of On-Campus and Off-Campus Students, Spring 2008 128

FISCAL INFORMATION

Annual Costs - Academic Years 2001/02 - 2007/08 129

LIBRARY INFORMATION

Library Mission Statement 130
Library Collections 130
Library Services 130-131
Cooperative Agreements and Memberships 131
Library Hours 131-132
Library Staff 132

PHYSICAL RESOURCES

Campus Buildings 133-136

GENERAL INFORMATION

OAKWOOD UNIVERSITY BRIEF HISTORY

Oakwood University, which began as an industrial school, was founded by the Seventh-day Adventist Church in 1896 to educate African-Americans in the South. The school was erected on 380 acres purchased during the previous year for \$6,700. Additional property secured in 1918 nearly tripled its land holding. The school underwent several name changes over its history:

- 1896 – Oakwood Industrial School
- 1904 – Oakwood Manual Training School
- 1917 – Oakwood Junior College
- 1943 – Oakwood College
- 2008 – Oakwood University

Several principals served the school until it achieved Junior College status and elected its first president, James I. Beardsley, in 1917.

In 1943, Oakwood received its first accreditation as a junior college, having already begun the process of achieving senior college status. Fifteen years later, in 1958, it was accredited by the Southern Association of Colleges and Schools to award associate and baccalaureate degrees. The most recent reaffirmation of accreditation was voted in June, 2001. In addition, continuing accreditation by the Adventist Accrediting Association was granted in April, 2006. On January 1, 2008, Oakwood College became Oakwood University offering its first masters degree in pastoral studies.

Student enrollment and graduation statistics have grown significantly since Oakwood's inception. When the school first opened in 1896, there were 16 students. By 1917, there were more than 100 students. Enrollment peaked at 200 in 1927. Enrollment first topped 1000 during the 1974-75 academic year. Enrollment for Fall 2007 was 1824. Spring Semester 2008, Oakwood enrolled its first 22 graduate students.

The first graduating class in 1909 numbered five. Nine years later (1918), the first two graduates of Oakwood Junior College received degrees. The first senior college graduating class (Spring, 1945) consisted of nine students. Twenty-eight years later, in 1973, the first class in the history of the college to exceed 100 members graduated (124). The first graduating class in excess of 200 finished just nine years later in 1982. The most recent graduating class (2007) totaled 266.

Oakwood University has a beautiful natural setting on 1,185 acres of prime land. It is considered one of the historical landmarks of the city of Huntsville, a cosmopolitan city of

positions and careers. Over 60 percent of the culturally diverse faculty hold doctorate degrees from a wide range of universities and colleges around the nation and world.

MISSION AND GOALS

Oakwood University, a historically Black Seventh-day Adventist institution of higher learning, provides quality Christian education that emphasizes academic excellence; promotes harmonious development of mind, body, and spirit; and prepares leaders in service for God and humanity.

Strategic Goals

Spiritual Vitality

Promote a Christ-centered, Seventh-day Adventist worldview.

Educational Excellence

Demonstrate academic excellence in quality of teaching and learning.

Nurturing Environment

Facilitate a supportive environment that is sensitive to the needs of students and all other constituents.

Operational Efficiency

Ensure efficient service and resource management.

Resource Development

MEMBERSHIPS, AFFILIATIONS AND ACCREDITATIONS

2007-2008

Adventist Accrediting Association of the Department of Education of the General Conference of Seventh-day Adventists
American Association for Colleges of Teacher Education
Association of Collegiate Business Schools and Programs
Commission on Accreditation for Dietetics Education
Council on Social Work Education
National Association for Equal Opportunity in Higher Education
National Council of Accreditation for Teacher Education
National League for Nursing Accrediting Commission
Southern Association of Collegiate Registrars and Admission Officers
The Commission on Colleges of the Southern Association of Colleges and Schools
to award baccalaureate and associate degrees
United Negro College Fund
United States Collegiate Athletic Association

APPROVALS

Alabama Board of Nursing
Alabama State Department of Education

GOVERNANCE
AND
ADMINISTRATION

Advisory Board

Collins Alexander	Staff	Oakwood University, Huntsville, AL
Jeffrey O. Brown	President	Bermuda Conference
Dennis Carlson	President	Mid-America Headquarters
Garland C. Dulan	Director, Education	General Conference
G. Thomas Evans	Treasurer	Southern Union Conference
Trevor Fraser	Faculty	Oakwood University, Huntsville, AL
Lela Gooding	Faculty	Oakwood University, Huntsville, AL
Ricardo Graham	President	Pacific Union Conference
Washington Johnson, II	Editor	MESSAGE Magazine
Alvin M. Kibble	Vice President	North American Division
Gerald Kovalski	Vice President, Education	North American Division
Jere D. Patzer	President	North Pacific Union Conference
Max Trevino	President	Southwestern Union Conference
David Weigley	President	Columbia Union Conference

Emeritus Members

Harold L. Lee	Retired Union President and Director, BCBLC	Columbia, MD
William A. Murrain	Attorney	Conyers, GA
Calvin B. Rock	Retired Chair, Board of Trustees, and Pastor	Las Vegas, NV

A 0 Td [29d P

Oakwood University Board of Trustees 2007-2008

Chairman / Vice Chairpersons / Secretary

Don C. Schneider	President	North American Division
Benjamin P. Browne	President	South Central Conference
Doris Gothard	Regional Accounting Manager	EDS/General Motors
Delbert W. Baker	President	Oakwood University

Members

A. Keith Artis	Cardiologist	Dyer, IN
Trevor Baker	President	Northeastern Conference
Matthew Bediako	Secretary	General Conference
Barry Black	U.S. Senate Chaplain	Washington, DC
G. Alex Bryant	President	Central States Conference
Charles Cheatham	President	Allegheny East Conference
Jerome Davis	President	Lake Region Conference
George O. Egwakhe	Associate Treasurer	General Conference
William Hicks	Physician	Huntsville, AL
Roscoe J. Howard, III	Secretary	North American Division
Donald L. Jernigan	President/CEO	Adventist Health System Sunbelt
Clifton R. Jessup, Jr.	Attorney	Desoto, TX
Donald G. King	President	Atlantic Union Conference
Robert Lemon	Treasurer	General Conference
James Lewis	President	Allegheny West Conference
Alphonso McCarthy	Director	Regional Affairs, North Pacific Union
Vanard J. Mendinghall	President	South Atlantic Conference
Bobby Mitchell	Director	Regional Affairs, Pacific Union Conference
Jan Paulsen	President	General Conference
Lois Peters	Healthcare Entrepreneur	Clarksville, MD
Cynthia Powell-Hicks	Psychologist	Anaheim, CA
Ralph Reid	Businessman	Kansas City, MO
Gordon Retzer	President	Southern Union Conference
Reginald Robinson	Pastor	President CA

Sonia Paul, B.S. Interim Assistant V.P., Student Services
and Director, Career Services and Student Activities
Marjorie Robinson, B.S. Residential Life Coordinator, Wade Hall
Shirley P. Scott, M.S. Director, Records
Diann Small, B.S. Residential Life Coordinator, Carter Hall
Michelle Solomon, M.A. Director, Public Relations
Eaton Tomlin, M.B.A. Associate V.P. for Financial Affairs/Controller
Paula Wilson, B.S. Director, Student Accounts

Source: Human Resource

Oakwood University Organizational Chart

BOARD OF TRUSTEES

PRESIDENT

PROVOST/Sr. V.P.

V.P.-Academic Affairs

V.P.-Financial Affairs

V.P.-Student Services

Provost/ Sr. V.P.-Information
Technology

V.P.-Advancement &
Development

Academic Departments:
(Biological Sciences;
Business & Information Systems; Chemistry;
Education;
English & Modern Languages;
Family & Consumer Sciences;
Health & Physical Education;
History;
Mathematics & Computer Science;
Music; Nursing; Psychology;
Religion & Theology; Social Work)

Adult and Continuing Education
Center for Academic Success
Faculty Development & Research
Institutional Effectiveness
Library; Records; Title III

Accounting
Bookstore
Campus Safety
Family Housing
Financial Aid/Student Employment
Grounds
Literature Evangelism Training Center
Mail room
Physical Plant
Purchasing/Copy Center
Student Accounts
Student Information Center
Transportation
Warehouse

Chaplain/Spiritual Life
Enrollment Management
Food Service
Health & Counseling Services
Residential Facilities:
Carter Hall; Edwards Hall;
Peterson Hall; Student Annexes;
Wade Hall; West Oaks Apartments
Student Activities

Administrative-ff 0.0003 T3nou1.73-dgnt 145 -0.6(t2(ra(145un18 -)7(o)-1(10(tn)7(tFa)10(c

FACULTY ROSTER BY DEPARTMENT
(Instructional and Non-instructional with Faculty Rank)
2007-2008

Durant, Juliet	Biological Sciences	Ph.D.	Asso. Prof.
Gullo, Safawo	Biological Sciences	Ph.D.	Professor
Hamilton, Solomon	Biological Sciences	Ph.D.	Asso. Prof.
Otieno, Onesimus	Biological Sciences	Ph.D.	Asso. Prof.
Paul, Anthony**	Biological Sciences	Ph.D.	Professor
Randriamahefa, Alexandrine**	Biological Sciences	Ph.D.	Professor
Schmidt, Londa**	Biological Sciences	Ph.D.	Professor
Sovyanhadi, Yeodono	Biological Sciences	Ph.D.	Asso. Prof.
Vanterpool, Elaine	Biological Sciences	Ph.D.	Asst. Prof.

Andfess (sn, S)-13(odhn**~]TJ 180 0 Td [(Biusne)ss &14(i I)2(nkf. PS)26 (s)-37371Ph.D.)-3722(Professor)]TJ

Biusnei Inkf. PSs Asst. Prof.

TJ 180 0 Td [(Biusne)ss &14(i I)2(nkf. PS)26 (s)-37371PM.B.A Asst. Prof.

Cheddar, Dwayne	Communication	M.A.	Asst. Prof.
Conwell, Patrice	Communication	M.A.	Asst. Prof.
Elliott, Rennae**	Communication	Ph.D.	Asso. Prof.
Harrison, Bobby	Communication	M.S.	Asso. Prof.
Hinson, Kyna	Communication	M.A.	Asst. Prof.
Williams, Rachel	Communication	Ph.D.	Asst. Prof.
Ennis, Ingrid	Education	Ed.D.	Asst. Prof.
Malcolm, Roy~	Education	Ph.D.	Professor
Mbyirukira, James**	Education	Ph.D.	Asso. Prof.
Melancon, Artie**	Education	Ed.D.	Asso. Prof.
Wood, Deril	Education	Ph.D.	Asst. Prof.
Bowe, Derek**	English & For. Lang.	Ph.D.	Professor
Burgos Suarez, Francisco	English & For. Lang.	M.Ed.	Asst. Prof.
Daly, Cecily^ (Spring)**	English & For. Lang.	Ed.D.	Professor
Davis, Oliver**	English & For. Lang.	D.A.	Asso. Prof.
Felix, Dionne	English & For. Lang.	Ph.D.	Instructor
Gooding, Lela**	English & For. Lang.	Ph.D.	Professor
Hyman, Ramona	English & For. Lang.	M.A.	Asst. Prof.
Patterson, Dorothy**	English & For. Lang.	D.A.	Asso. Prof.
Tucker, Karen	English & For. Lang.	M.Ed./M.S.	Asst. Prof.
Whatley, Rehana	English & For. Lang.	Ph.D.	Asso. Prof.
Williams, Joshua^	English & For. Lang.	B.A.	Instructor-Lab
Davis, Ruth**	Family & Con. Sci.	Ph.D.	Professor
Dyett, Patricia	Family & Con. Sci.	Ph.D.	Asst. Prof.
Hannah, Isariah	Family & Con. Sci.	M.S.	Asst. Prof.
Isaac, Elaine	Family & Con. Sci.	M.S.	Asst. Prof.
Sovyanhadi, Marta	Family & Con. Sci.	D.P.H.	Asso. Prof.
Hamilton, Terry	Health & P.E.	M.Ed.	Asst. Prof.
Henry, Earl^	Health & P.E.	M.P.H.	Asst. Prof.
Roddy, James**	Health & P.E.	M.Ed.	Asst. Prof.
Shaw, Howard**	Health & P.E.	Ph.D.	Professor
Young, Andrew	Health & P.E.	M.Ed.	Asst. Prof.
Barham, Nigel**	History	Ph.D.	Professor
Greene, Jr., Alphonso	History	M.A.	Asst. Prof.
Sepulveda, Ciro	History	Ph.D.	Professor
Smith-Winbush, Annelee	History	M.A./J.D.	Asst. Prof.

Dobbins, Kathleen**	Math & Comp. Sciences	M.S.	Asso. Prof.
Jeries, Joseph	Math & Comp. Sciences	M.S.	Asst. Prof.
Monroe, Gracie	Math & Comp. Sciences	M.Ed.	Asst. Prof.
Osei, John	Math & Comp. Sciences	Ph.D.	Professor
Patel, Darayas	Math & Comp. Sciences	Ph.D.	Asso. Prof.
Smith, Shushannah	Math & Comp. Sciences	M.S.	Asst. Prof.
Young, Tara	Math & Comp. Sciences	M.Ed.	Instructor
Bucknor, Wayne	Music	M.A.	Asst. Prof.
Chambers, Audley**	Music	Ph.D.	Asso. Prof.
Kim, Sung-Jun	Music	Ph.D.	Asso. Prof.
Lacy, Lucile**	Music	Ph.D.	Professor
Moore-Foster, Julie	Music	M.M.	Asst. Prof.
Osterman, Eurydice^ (Fall)**	Music	D.M.A.	Professor
Allen, Carol**	Nursing	Ph.D.	Professor
Anderson, Karen^ (Fall)	Nursing	M.S.N.	Asst. Prof.
Flood, Flora	Nursing	D.Nsc.	Asso. Prof.
Johnson, Arlene	Nursing	Ph.D.	Asso. Prof.
Johnson, Deora	Nursing	M.S.	Asst. Prof.
Mbuguje, Mukesha	Nursing	M.S.N.	Asst. Prof.
Patel, Havovi	Nursing	M.S.	Asst. Prof.
Scott, Rondora	Nursing	M.S.N.	Asst. Prof.
Taylor, Robin	Nursing	M.S.N.	Asst. Prof.
Cook, Pamelea	Psychology	Ph.D.	Asso. Prof.
Edwards, Arlene	Psychology	Ph.D.	Asst. Prof.
Galley, Cherryl	Psychology	Ph.D.	Asso. Prof.
Sawyers, Pauline	Psychology	Ph.D.	AssoAsso. Prof.

Allen, Gregory	Religion	Th.D.	Asso. Prof.
Baker, Delbert**~	Religion	Ph.D.	Professor
Benjamin, Finbar	Religion	D.Min.	Asst. Prof.
Doggette, James	Religion	D.Min.	Asso. Prof.
Fraser, Trevor	Religion	D.Min.	Asso. Prof.
Kwesi-Hutton, Ifeoma	Religion	M.Div.	Asst. Prof.
Li, Tarsee	Religion	Ph.D.	Asso. Prof.
Ojwang, Gilbert	Religion	Ph.D.	Asst. Prof.
Samson, Agniel	Religion	Th.D.	Professor
Thomas, Hurford	Religion	D.Min	Asst. Prof.
Warren, Mervyn**~	Religion	Ph.D.	Professor
Wilson, Jesse	Religion	Ph.D.	Asso. Prof.
Ashley, O. George	Social Work	Ph.D.	Asso. Prof.
Fischle, Helen	Social Work	M.S.W.	Asst. Prof.
Fraser, Edith	Social Work	Ph.D.	Professor
Frye, Lorraine	Social Work	M.S.W.	Asst. Prof.
Sedlacek, David	Social Work	Ph.D.	Asso. Prof.
Dixon, Minneola	Library	M.L.S.	Asst. Prof.
Iheanacho, Morris	Library	M.S.L.	Asst. Prof.
Johnson, Paulette	Library	Ed.S.	Asso. Prof.
Mosby, Elizabeth	Library	M.S.L.S.	Assoc. Prof.
Sepulveda, Gloria	Library	M.A.	Instructor
Chambers, Hannah	Research	M.Ed.	Asst. Prof.

~Administrators

^Study Leave/Sabbatical

** Tenured

Department Chair

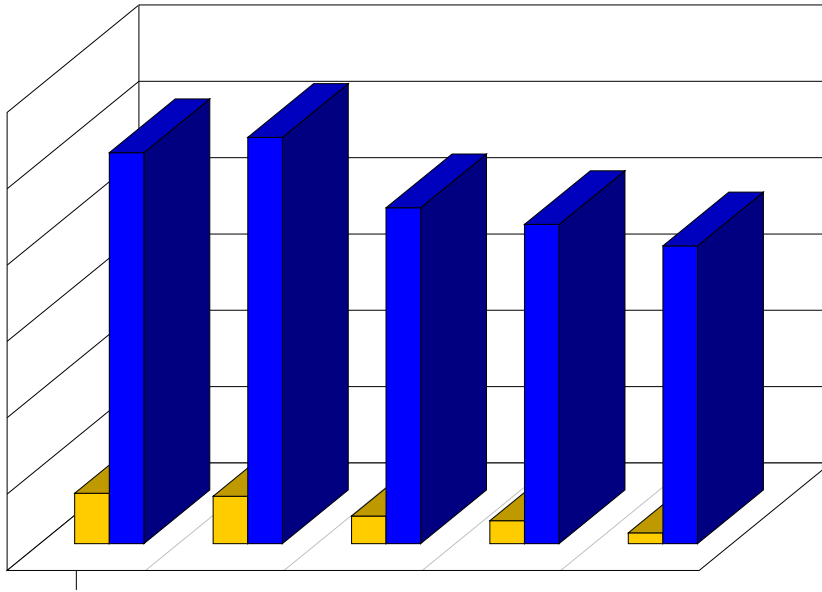
PART-TIME INSTRUCTIONAL ROSTER

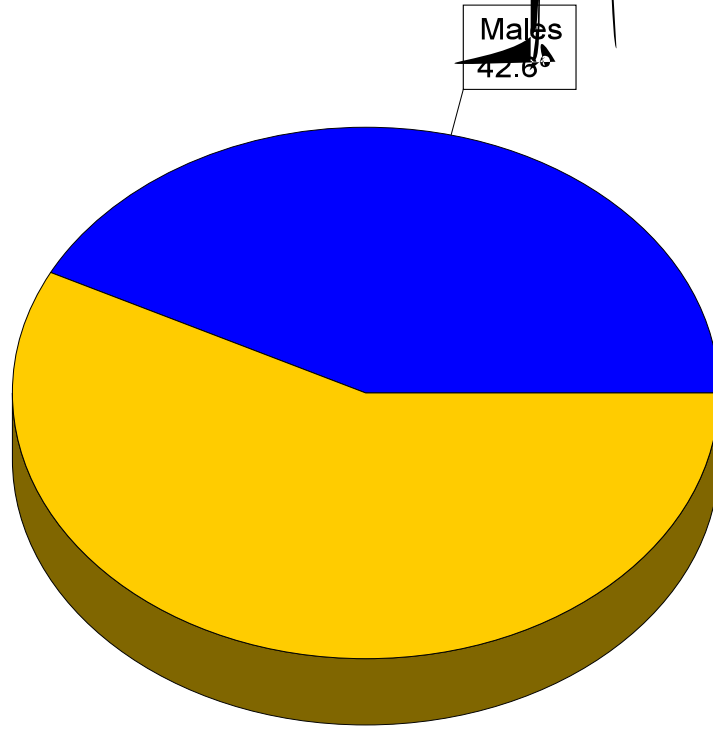
(includes Adult & Continuing Education Faculty)

NAME	DEPARTMENT	NAME	DEPARTMENT
Hiller, Craig*	Biology	Teague, Charlotte	English
Anderson, John	Business & Info. Sys.	Williams, Rachel*	English
Brathwaite, Faye	Business & Info. Sys.	Wright, Elizabeth	English
Brooks, Gloria	Business & Info. Sys.	Brandon, Dorothy	Family & Con. Sci.
Bryant, James	Business & Info. Sys.	Goodman, Donna	Family & Con. Sci.
Harris, Dana	Business & Info. Sys.	Henderson, Patricia	Family & Con. Sci.
Henry, David	Business & Info. Sys.	Andrews, Yenenesh	Health & P.E.
Holt, Donald	Business & Info. Sys.	Conwell, Alton	Health & P.E.
Jacobs, Harold	Business & Info. Sys.	Daniel, Alice	Health & P.E.
Jordan, Odessa	Business & Info. Sys.	Gardner, Charles	Health & P.E.
LaiHing, Jean	Business & Info. Sys.	Gullo, Shirna	Health & P.E.
Mackey, Kyle	Business & Info. Sys.	Hiller, Craig*	Health & P.E.
Owens, Ronnie	Business & Info. Sys.	Johnson, Rebecca	Health & P.E.
Walker, Anthony	Business & Info. Sys.	LaiHing, Kenneth	Health & P.E.
Watkins, Ambrey	Business & Info. Sys.	Oliver, Tony	Health & P.E.
Williams, Rachel*	Business & Info. Sys.	Robinson, Jonathan	Health & P.E.
Wimbley, Arlene	Business & Info. Sys.		
Wright-Brown, Angela	Chemistry	Blake, John*	History
Andrews, Erika	Communication	Marchelos, George	History
Davis, Errol	Communication	Otieno, Evaline	History
Gambrell, Steven	Communication	Saunders, Emmanuel	History
Gibbons, Janice	Communication	Simmons, Robert	History
Journey, Edward	Communication	Blake, John*	Math & Comp. Sci.
Person, David	Communication	Gawronski, Kenneth	Math & Comp. Sci.
Bradley, Jessie	Education	Hassanzadeh, Alireza	Math & Comp. Sci.
Butler, Sandra	Education	Johnson, Lydia	Math & Comp. Sci.
Malcolm, Roy	Education	White, Karen	Math & Comp. Sci.
Schenck, Marilyn	Education	Williams, Cheryl	Math & Comp. Sci.
Stuckey, Dana	Education	Bramhall, Wendy	Music
Benn, Bernard	English	Brouse, Martha	Music
Benn, Ursula	English	Cleveland, Michele	Music
Cleveland, William	English	Contreras, Frank	Music
Gohanna, Symmetris	English	Li, Xiaolian	Music
Jefferson, Verticia	English	Lott, Peter	Music
Lubega, Dorcas	English	Ruff, Debra	Music
Ndombele, Simon	English	Benjamin, Rhoda	Nursing
		Profitt, Bridgett	Nursing

Smith, Lauren	Nursing
Bucknor, Carmen	Psychology
Centanni, Virginia	Psychology
Cort, Malcolm	Psychology
Davis, Delbra	Psychology
Kessio, Helen	Psychology
Petty, Steven	Psychology
Stewart, James	Psychology
Wesley, Vinetta	Psychology
Dulan, Irwin	Religion

STAFF INFORMATION





**Number and Percentage of Staff
by Division**
Fall 2007

Division	Number of staff	Percentage of staff
Academic Affairs	62	31%
Development	13	6%
Financial Affairs	74	37%
Student Services	29	14%
Information Technology	16	8%
President	3	1%
Provost	5	2%

Source: Human Resources

ACADEMIC INFORMATION

Department	Degree	Majors Offered	Minors Offered
Family & Consumer Sciences	B.S.	Dietetics	Food and Nutrition
	B.S.	Family and Consumer Sciences	Family and Con. Sciences
	B.S.	Family and Consumer Sciences Education	Child Development
	B.S.	Human Development and Family Studies	Apparel & Design
Health and Physical Education	B.S.	Fitness and Wellness	Health and Physical Education
	B.S.	Health Science	
	B.S.	Health and Physical Education Teaching	
History	B.A.	History	History
	B.A.	International Studies	African American Studies
	B.A.	Pre-Law	
	B.S.	Social Science Education	Political Science
Mathematics and Computer Science	B.S.	Applied Mathematics	Mathematics
	B.S.	Computer Science	Computer Science
	B.A.	Mathematics	Physics
	B.A.	Mathematics and Computer Science	
	B.S.	Mathematics Education	
Music	B.A.	Music	Music
	B.S.	Music Education	
	B.M.	Theory and Composition	
	B.M.	Vocal Performance and Pedagogy	
Nursing	B.S.	Nursing	
Psychology	B.A., B.S.	Psychology (Concentrations: Counseling, Industrial/Organizational)	Psychology
			Correctional Science
			Sociology
Religion and Theology	B.A.	Theology	
	B.S. Social Science Education		
	B.B.S.c		

**FACULTY INFORMATION
FALL SEMESTER**

FULL-TIME INSTRUCTIONAL FACULTY ROSTER BY DEPARTMENT

Fall 2007

Durant, J	Biological Sciences	Ph.D.	Asso. Prof.
Gullo, S	Biological Sciences	Ph.D.	Professor
Hamilton, S	Biological Sciences	Ph.D.	Asso. Prof.
Otieno, O	Biological Sciences	Ph.D.	Asso. Prof.
Paul, A**	Biological Sciences	Ph.D.	Professor
Randriamahefa, A**	Biological Sciences	Ph.D.	Professor
Schmidt, L**	Biological Sciences	Ph.D.	Professor
Sovyanhadi, Y	Biological Sciences	Ph.D.	Asso. Prof.
Vanterpool, E	Biological Sciences	Ph.D.	Asst. Prof.
Burton, H	Business & Info. Sys.	M.S.	Asst. Prof.
Gunn, R	Business & Info. Sys.	M.B.A.	Asst. Prof.
Jouett II, G	Business & Info. Sys.	M.B.A.	Asst. Prof.
Kenea, H	Business & Info. Sys.	Ph.D.	Asso. Prof.
Kessio, J	Business & Info. Sys.	Ph.D.	Asst. Prof.
Lewis, E	Business & Info. Sys.	M.B.A.	Asst. Prof.
Roach, S	Business & Info. Sys.	M.B.A.	Instructor
Roper, E	Business & Info. Sys.	M.S.	Asst. Prof.
Selassie, M	Business & Info. Sys.	M.B.A.	Asso Prof.
Watson, T	Business & Info. Sys.	M.B.A.	Asst. Prof.
Word, L	Business & Info. Sys.	M.B.A.	Asst. Prof.
Baker, S	Chemistry	D.P.T.Sc.	Asso. Prof.
Lai Hing, K**	Chemistry	Ph.D.	Professor
Perry, C	Chemistry	Ph.D.	Asst. Prof.
Phillips, G	Chemistry	Ph.D.	Asst. Prof.
Ranatunga, R	Chemistry	Ph.D.	Asso. Prof.
Volkov, A	Chemistry	Ph.D.	Professor

Cheddar, D	Communication	M.A.	Asst. Prof.
Conwell, P	Communication	M.A.	Asst. Prof.
Elliott, R**	Communication	Ph.D.	Asso. Prof.
Harrison, B	Communication	M.S.	Asso. Prof.
Hinson, K	Communication	M.A.	Asst. Prof.
Williams, R	Communication	Ph.D.	Asst. Prof.
Ennis, E	Education	Ed.D.	Asst. Prof.
Mbyirukira, J**	Education	Ph.D.	Asso. Prof.
Melancon, A**	Education	Ed.D.	Asso. Prof.
Wood, D	Education	Ph.D.	Asst. Prof.
Bowe, D**	English & For. Lang.	Ph.D.	Professor
Burgos-Suarez, F	English & For. Lang.	M.Ed.	Asst. Prof
Daly, C**	English & For. Lang.	Ed.D.	Professor
Davis, O**	English & For. Lang.	D.A.	Asso. Prof.
Felix, D	English & For. Lang.	Ph.D.	Instructor
Gooding, L**	English & For. Lang.	Ph.D	Professor
Hyman, R	English & For. Lang.	M.A.	Asso. Prof.
Patterson, D**	English & For. Lang.	D.A.	Asso. Prof.
Tucker, K	English & For. Lang.	M.Ed./M.S.	Asst. Prof.
Whatley, R	English & For. Lang.	Ph.D.	Asso. Prof.
Williams, J^	English & For. Lang.	B.A.	Instructor-Lab
Davis, R**	Family & Con. Sci.	Ph.D.	Professor
Dyett, P.	Family & Con. Sci.	Ph.D.	Asst. Prof.
Hannah, I	Family & Con. Sci.	M.S.	Asst. Prof.
Isaac, E	Family & Con. Sci.	M.S.	Asst. Prof.
Sovyanhadi, M	Family & Con. Sci.	D.P.H.	Asso. Prof.
Hamilton, T	Health & P.E.	M.Ed.	Asst. Prof.
Henry, E^	Health & P.E.	M.P.H.	Asst. Prof.
Roddy, J**	Health & P.E.	M.Ed.	Asst. Prof.
Shaw, H**	Health & P.E.	Ph.D.	Professor
Young, A	Health & P.E.	M.Ed.	Asst. Prof.
Barham, N**	History	Ph.D.	Professor
Greene, Jr., A	History	M.A.	Asst. Prof.
Sepulveda, C	History	Ph.D.	Professor
Smith-Winbush, A	History	M.A./J.D.	Asst. Prof.

Dobbins, K**	Math & Comp. Sciences	M.S.	Asso. Prof.
Jeries, J	Math & Comp. Sciences	M.S.	Asst. Prof.
Monroe, G	Math & Comp. Sciences	M.Ed.	Asst. Prof.
Osei, J	Math & Comp. Sciences	Ph.D.	Professor
Patel, D	Math & Comp. Sciences	Ph.D.	Asso. Prof.
Smith, S	Math & Comp. Sciences	M.S.	Asst. Prof.
Young, T	Math & Comp. Sciences	M.Ed.	Instructor
Bucknor, W	Music	M.A.	Asst. Prof.
Chambers, A**	Music	Ph.D.	Asso. Prof.
Kim, S	Music	Ph.D.	Asso. Prof.
Lacy, L**	Music	Ph.D.	Professor
Moore, J	Music	M.M.	Asst. Prof.
Osterman, E^**	Music	D.M.A.	Professor
Allen, C**	Nursing	Ph.D.	Professor
Anderson, K^	Nursing	M.S.N.	Asst. Prof.
Flood, F	Nursing	D.Nsc.	Asso. Prof.
Johnson, A	Nursing	Ph.D.	Asso. Prof.
Johnson, D	Nursing	M.S.	Asst. Prof.
Mbuguje, M	Nursing	M.S.N.	Asst. Prof.
Patel, H	Nursing	M.S.	Asst. Prof.
Scott, R	Nursing	M.S.N.	Asst. Prof.
Taylor, R	Nursing	M.S.N.	Asst. Prof.
Cook, P	Psychology	Ph.D.	Asso. Prof.
Edwards, A	Psychology	Ph.D.	Asst. Prof.
Galley, C	Psychology	Ph.D.	Asso. Prof.
Sawyers, P	Psychology	Ph.D.	Asso. Prof.
Weems, H	Psychology	Ph.D.	Asso. Prof.
Allen, G	Religion	Th.D.	Asso. Prof.
Benjamin, F	Religion	D.Min.	Asst. Prof.
Doggette, J	Religion	D.Min.	Asso. Prof.
Fraser, T	Religion	D.Min.	Asso. Prof.
Kwesi-Hutton, I	Religion	M.Div.	Asst. Prof.
Li, T	Religion	Ph.D.	Asso. Prof.
Ojwang, G	Religion	Ph.D.	Asst. Prof.
Samson, A**	Religion	Th.D.	Professor
Thomas, H	Religion	D.Min.	Asst. Prof.
Wilson, J	Religion	Ph.D.	Asso. Prof.

Ashley, O. G.	Social Work	Ph.D.	Asso. Prof.
Fischle, H	Social Work	M.S.W.	Asst. Prof.
Fraser, E	Social Work	Ph.D.	Professor
Frye, L	Social Work	M.S.W.	Asst. Prof.
Sedlacek, D	Social Work	Ph.D.	Asso. Prof.

^ Study Leave/Sabbatical

** Tenured

Department Chair

PART-TIME INSTRUCTIONAL FACULTY BY DEPARTMENT

Fall 2007

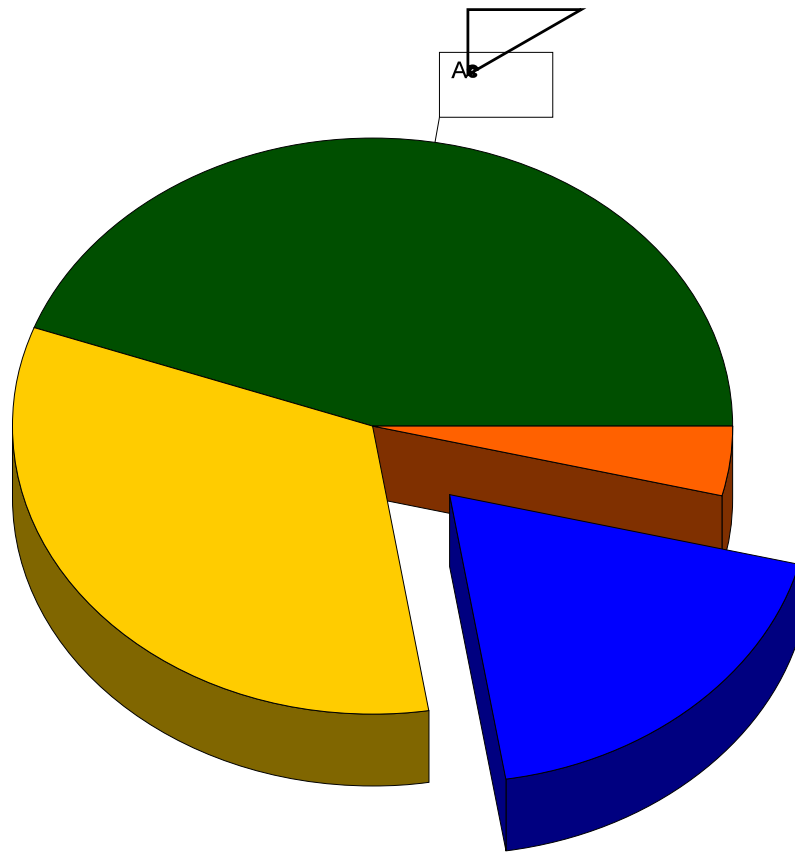
Hiller, Craig*	Biology	Hiller, Craig*	Health & P.E.
Bryant, James	Business & Info. Sys.	Johnson, Rebecca	Health & P.E.
Harris, Dana	Business & Info. Sys.	Oliver, Tony	Health & P.E.
Henry, David	Business & Info. Sys.	Robinson, Jonathan	Health & P.E.
Holt, Donald	Business & Info. Sys.		
Jacobs, Harold	Business & Info. Sys.	Blake, John*	History
Jordan, Odessa	Business & Info. Sys.	Marchelos, George	History
Mackey, Kyle	Business & Info. Sys.	Otieno, Evaline	History
Walker, Anthony	Business & Info. Sys.	Saunders, Emmanuel	History
Watkins, Ambrey	Business & Info. Sys.	Simmons, Robert	History
Williams, Rachel	Business & Info. Sys.		
Wimbley, Arlene	Business & Info. Sys.	Blake, John*	Math & Comp. Sci.
		Gawronski, Kenneth	Math & Comp. Sci.
Davis, Errol	Communication	Hassanzadeh, Alireza	Math & Comp. Sci.
Gambrell, Steven	Communication	White, Karen	Math & Comp. Sci.
Gibbons, Janice	Communication	Williams, Cheryl	Math & Comp. Sci.
Journey, Edward	Communication		
Person, David	Communication	Bramhall, Wendy	Music
		Brouse, Martha	Music
Bradley, Jessie	Education	Cleveland, Michele	Music
Malcolm, Roy	Education	Contreras, Frank	Music
Schenck, Marilyn	Education		
Benn, Bernard	English		
Benn, Ursula	English		
Cleveland, William	English		
Jefferson, Verticia	English		
Lubega, Dorcas	English		
Ndombele, Simon	English		
Wright, Elizabeth	English		
Brandon, Dorothy	Family & Con. Sci.		
Goodman, Donna	Family & Con. Sci.		
Henderson, Patricia	Family & Con. Sci.		
Andrews, Yenenesh	Health & P.E.		
Conwell, Alton	Health & P.E.		
Daniel, Alice	Health & P.E.		
Gardner, Charles	Health & P.E.		
Gullo, Shirna	Health & P.E.		

--	--	--

**NUMBER AND PERCENT OF FULL-TIME
INSTRUCTIONAL FACULTY BY DEPARTMENT**

Fall 2007


Department	No. of Full-time Faculty	Percentage
Biological Sciences	9	8.7
Business & Info. Systems	11	10.7
Chemistry	6	5.8
Communication	6	5.8
Education	4	3.9
English & Communications	11	10.7
Family & Consumer Sciences	5	4.8
Health & P.E.	5	4.8
History	4	3.9
Math & Computer Science	7	6.8
Music	6	5.8
Nursing	9	8.7
Psychology	5	4.8
Religion	10	9.7
Social Work	5	4.8
TOTAL	103	



**FULL-TIME INSTRUCTIONAL FACULTY
BY DEPARTMENT AND DEGREES**

Fall 2007

Department	DOCTORATES	MASTERS	LESS THAN MASTERS
Biological Sciences	9	0	0
Business & Info. Systems	2	9	0
Chemistry	6	0	0
Communication	2	4	0
Education	4	0	0
English & Communications	7	3	1
Family & Consumer Science	3	2	0
Health & P.E.	1	4	0
History	2	2	0
Math & Computer Science	2	5	0
Music	4	2	0
Nursing	3	6	0
Psychology	5	0	0
Religion	9	1	0
Social Work	3	2	0
Total	62	40	1



**PART-TIME INSTRUCTIONAL FACULTY
BY DEPARTMENT AND DEGREES**

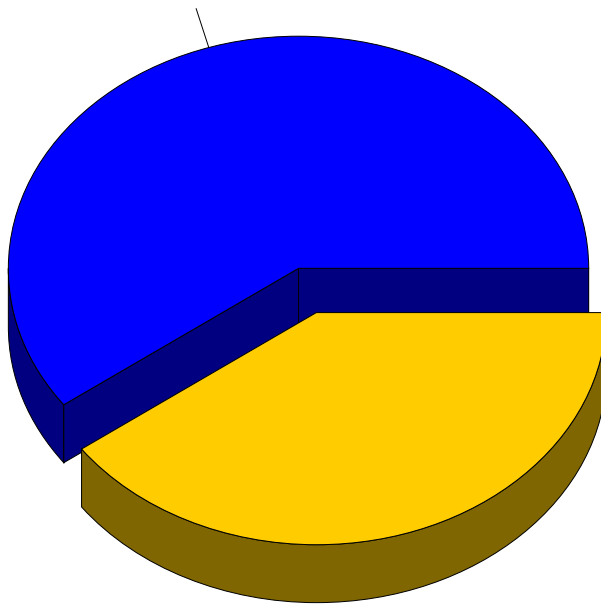
Fall 2007

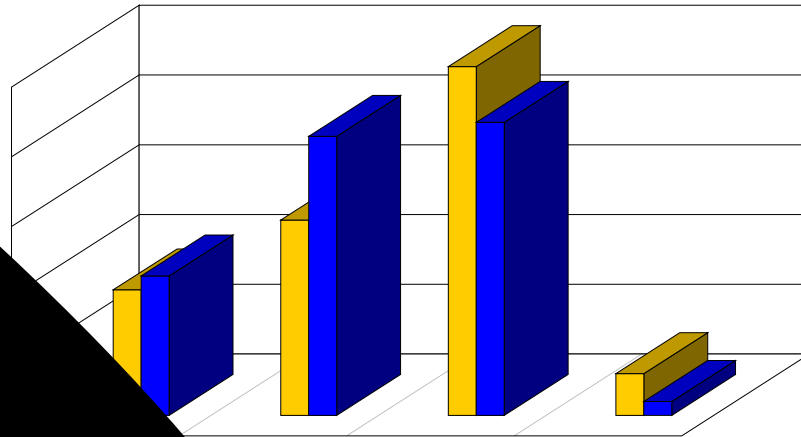
Department	DOCTORATES	MASTERS	LESS THAN MASTERS
Biological Sciences	1	0	0
Business & Info. Systems	1	9	0
Chemistry	0	0	0
Communication	0	4	1
Education	2	1	0
English & Foreign Languages	3	3	1
Family & Consumer Science	1	2	0
Health & P.E.	2	3	4
History	2	3	0
Math & Computer Science	2	2	1
Music	1	5	0
Nursing	0	3	0
Psychology	2	4	0
Religion	2	4	0
Social Work	0	1	0
Total	19	44	7

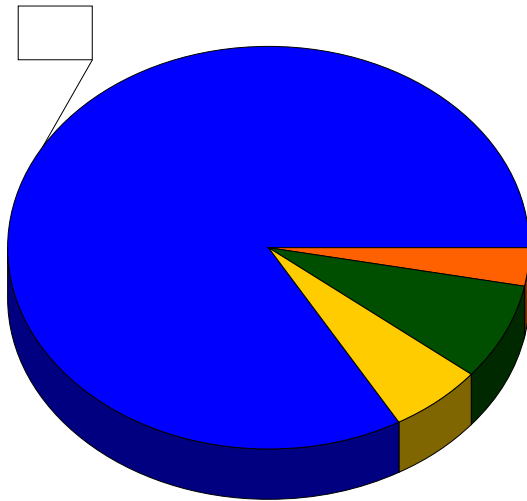
**NUMBER OF INSTRUCTIONAL FACULTY BY DEPARTMENT
(FULL-TIME AND PART-TIME)**

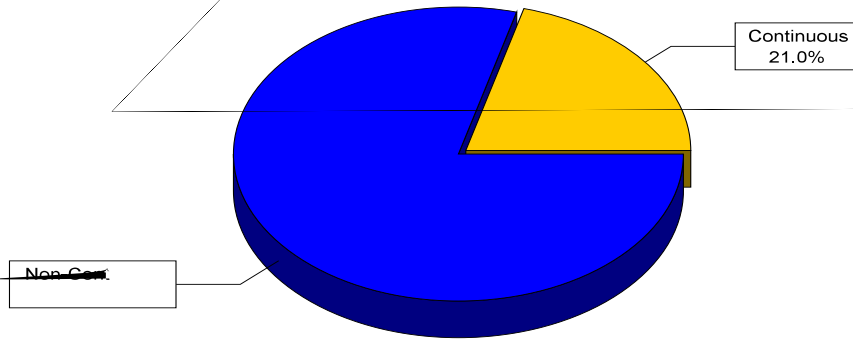
Fall 2007

Department	FULL-TIME	PART-TIME	TOTAL
Biological Sciences	9	1	10
Business & Info. Systems	11	10	21
Chemistry	6	0	6
Communication	6	5	11
Education	4	3	7
English	11	7	18
Family & Consumer Science	5	3	8
Health & P.E.	5	9	14
History	4	5	9
Math & Computer Science	7	5	12
Music	6	6	12
Nursing	9	3	12
Psychology	5	6	11
Religion	10	6	16
Social Work	5	1	6
Total by department	103	70	173
Unduplicated total	103	68	177









--	--	--	--

**AVERAGE SALARIES OF FULL-TIME
INSTRUCTIONAL FACULTY
BY RANK
2007-2008**

RANK	AVERAGE SALARY
Professor	\$55,866
Associate Professor	48,026
Assistant	

**FACULTY INFORMATION
SPRING SEMESTER**

FULL-TIME INSTRUCTIONAL FACULTY ROSTER BY DEPARTMENT

Spring 2008

Durant, J	Biological Sciences	Ph.D.	Asso. Prof.
Gullo, S	Biological Sciences	Ph.D.	Professor
Hamilton, S	Biological Sciences	Ph.D.	Asso. Prof.
Otieno, O	Biological Sciences	Ph.D.	Asso. Prof.
Paul, A**	Biological Sciences	Ph.D.	Professor
Randriamahefa, A**	Biological Sciences	Ph.D.	Professor
Schmidt, L**	Biological Sciences	Ph.D.	Professor
Sovyanhadi, Y	Biological Sciences	Ph.D.	Asso. Prof.
Vanterpool, E	Biological Sciences	Ph.D.	Asst. Prof.
Burton, H	Business & Info. Sys.	M.S.	Asst. Prof.
Gunn, R	Business & Info. Sys.	M.B.A.	Asst. Prof.
Jouett II, G	Business & Info. Sys.	M.B.A.	Asst. Prof.
Kenea, H	Business & Info. Sys.	Ph.D.	Asso. Prof.
Kessio, J	Business & Info. Sys.	Ph.D.	Asst. Prof.
Lewis, E	Business & Info. Sys.	M.B.A.	Asst. Prof.
Roach, S	Business & Info. Sys.	M.B.A.	Instructor
Roper, E	Business & Info. Sys.	M.S.	Asst. Prof.
Selassie, M	Business & Info. Sys.	M.B.A.	Asso Prof.
Watson, T	Business & Info. Sys.	M.B.A.	Asst. Prof.
Word, L	Business & Info. Sys.	M.B.A.	Asst. Prof.
Baker, S	Chemistry	D.P.T.Sc.	Asso. Prof.
Lai Hing, K**	Chemistry	Ph.D.	Professor
Perry, C	Chemistry	Ph.D.	Asst. Prof.
Phillips, G	Chemistry	Ph.D.	Asst. Prof.
Ranatunga, R	Chemistry	Ph.D.	Asso. Prof.
Volkov, A	Chemistry	Ph.D.	Professor

Cheddar, D	Communication	M.A.	Asst. Prof.
Conwell, P	Communication	M.A.	Asst. Prof.
Elliott, R**	Communication	Ph.D.	Asso. Prof.
Harrison, B	Communication	M.S.	Asso. Prof.
Hinson, K	Communication	M.A.	Asst. Prof.
Williams, R	Communication	Ph.D.	Asst. Prof.
Ennis, E	Education	Ed.D.	Asst. Prof.
Mbyirukira, J**	Education	Ph.D.	Asso. Prof.
Melancon, A**	Education	Ed.D.	Asso. Prof.
Wood, D	Education	Ph.D.	Asst. Prof.
Bowe, D**	English & For. Lang.	Ph.D.	Professor
Burgos-Suarez, F	English & For. Lang.	M.Ed.	Asst. Prof
Daly, C**	English & For. Lang.	Ed.D.	Professor
Davis, O**	English & For. Lang.	D.A.	Asso. Prof.
Felix, D	English & For. Lang.	Ph.D.	Instructor
Gooding, L**	English & For. Lang.	Ph.D	Professor
Hyman, R	English & For. Lang.	M.A.	Asso. Prof.
Patterson, D**	English & For. Lang.	D.A.	Asso. Prof.
Tucker, K	English & For. Lang.	M.Ed./M.S.	Asst. Prof.
Whatley, R	English & For. Lang.	Ph.D.	Asso. Prof.
Williams, J	English & For. Lang.	B.A.	Instructor-Lab
Davis, R**	Family & Con. Sci.	Ph.D.	Professor
Dyett, P.	Family & Con. Sci.	Ph.D.	Asst. Prof.
Hannah, I	Family & Con. Sci.	M.S.	Asst. Prof.
Isaac, E	Family & Con. Sci.	M.S.	Asst. Prof.
Sovyanhadi, M	Family & Con. Sci.	D.P.H.	Asso. Prof.
Hamilton, T	Health & P.E.	M.Ed.	Asst. Prof.
Henry, E^	Health & P.E.	M.P.H.	Asst. Prof.
Roddy, J**	Health & P.E.	M.Ed.	Asst. Prof.
Shaw, H**	Health & P.E.	Ph.D.	Professor
Young, A	Health & P.E.	M.Ed.	Asst. Prof.
Barham, N**	History	Ph.D.	Professor
Greene, Jr., A	History	M.A.	Asst. Prof.
Sepulveda, C	History	Ph.D.	Professor
Smith-Winbush, A	History	M.A./J.D.	Asst. Prof.
Dobbins, K**	Math & Comp. Sciences	M.S.	Asso. Prof.


Jeries, J	Math & Comp. Sciences	M.S.	Asst. Prof.
Monroe, G	Math & Comp. Sciences	M.Ed.	Asst. Prof.
Osei, J	Math & Comp. Sciences	Ph.D.	Professor
Patel, D	Math & Comp. Sciences	Ph.D.	Asso. Prof.
Smith, S	Math & Comp. Sciences	M.S.	Asst. Prof.
Young, T	Math & Comp. Sciences	M.Ed.	Instructor
Bucknor, W	Music	M.A.	Asst. Prof.
Chambers, A**	Music	Ph.D.	Asso. Prof.
Kim, S	Music	Ph.D.	Asso. Prof.
Lacy, L**	Music	Ph.D.	Professor
Moore, J	Music	M.M.	Asst. Prof.
Osterman, E^**	Music	D.M.A.	Professor
Allen, C**	Nursing	Ph.D.	Professor
Anderson, K^	Nursing	M.S.N.	Asst. Prof.
Flood, F	Nursing	D.Nsc.	Asso. Prof.
Johnson, A	Nursing	Ph.D.	Asso. Prof.
Johnson, D	Nursing	M.S.	Asst. Prof.
Mbuguje, M	Nursing	M.S.N.	Asst. Prof.
Patel, H	Nursing	M.S.	Asst. Prof.
Scott, R	Nursing	M.S.N.	Asst. Prof.
Taylor, R	Nursing	M.S.N.	Asst. Prof.
Cook, P	Psychology	Ph.D.	Asso. Prof.
Edwards, A	Psychology	Ph.D.	Asst. Prof.
Galley, C	Psychology	Ph.D.	Asso. Prof.
Sawyers, P	Psychology	Ph.D.	Asso. Prof.
Weems, H	Psychology	Ph.D.	Asso. Prof.
Allen, G	Religion	Th.D.	Asso. Prof.
Benjamin, F	Religion	D.Min.	Asst. Prof.
Doggette, J	Religion	D.Min.	Asso. Prof.
Fraser, T	Religion	D.Min.	Asso. Prof.
Kwesi-Hutton, I	Religion	M.Div.	Asst. Prof.
Li, T	Religion	Ph.D.	Asso. Prof.
Ojwang, G	Religion	Ph.D.	Asst. Prof.
Samson, A**	Religion	Th.D.	Professor
Thomas, H	Religion	D.Min.	Asst. Prof.
Wilson, J	Religion	Ph.D.	Asso. Prof.
Ashley, O. G.	Social Work	Ph.D.	Asso. Prof.

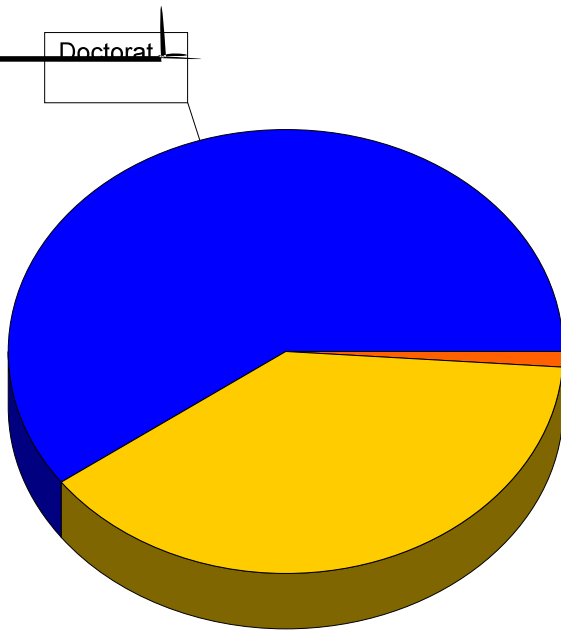
**NUMBER AND PERCENT OF FULL-TIME
INSTRUCTIONAL FACULTY BY DEPARTMENT**
Spring 2008

Department	No. of Full-time Faculty	Percentage
Biological Sciences	9	8.7
Business & Info. Systems	11	10.7
Chemistry	6	5.8
Communication	6	5.8
Education	4	3.9
English & Communications	11	10.7
Family & Consumer Sciences	5	4.8
Health & P.E.	5	4.8
History	4	3.9

**NUMBER OF FULL-TIME INSTRUCTIONAL FACULTY
BY DEPARTMENT AND RANK**
Spring 2008

Department	Professors	Associate Professors	Assistant Professors	Instructors	
Biological Sciences	4	4	1	0	
Business & Info. Systems	0	2	8	1	
Chemistry	2	2	2	0	2





-50-PERCENTAGE OF FULL-TIME INSTRUCTIONAL FACU

PART-TIME INSTRUCTIONAL FACULTY
BY DEPARTMENT
Spring 2008

NAME	DEPARTMENT	NAME	DEPARTMENT
Anderson, John	Business & Info. Sys		
Braithwaite, Faye	Business & Info. Sys		
Brooks, Gloria	Business & Info. Sys.		
Bryant, James	Business & Info. Sys		
Henry, David	Business & Info. Sys.		
Holt, Donald	Business & Info. Sys..		
Jacobs, Harold	Business & Info. Sys.		
Jordan, Odessa	Business & Info. Sys.		
LaiHing, Jean	Business & Info. Sys.		
Mackey, Kyle	Business & Info. Sys.		
Owens, Ronnie	Business & Info. Sys.		
Watkins, Ambrey	Business & Info. Sys.		
Wimbley, Arlene	Business & Info. Sys.		

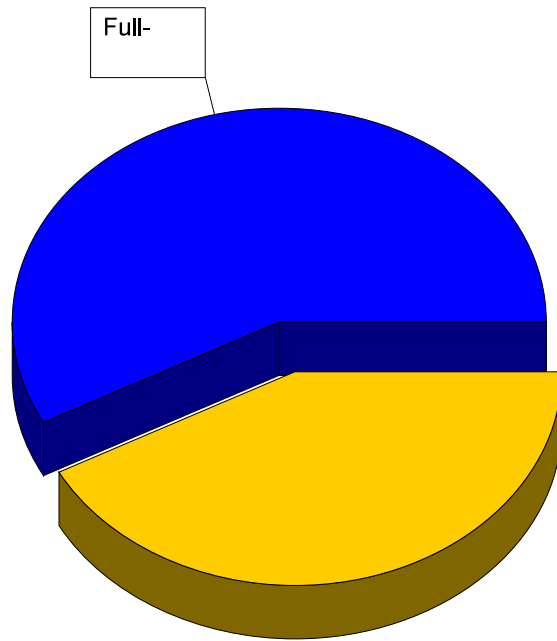
CENTER FOR ACADEMIC SUCCESS INSTRUCTORS

Griffin, Ethel
Harrison, Lorna
Jacob, Regina

SUMMARY STATISTICS ON PART-TIME INSTRUCTORS

	Females	Males	Total
Total unduplicated part-time instructors excluding CAS	41	34	75
Total unduplicated part-time instructors including CAS	44	34	78

**NUMBER OF INSTRUCTIONAL FACULTY BY DEPARTMENT
(FULL-TIME AND PART-TIME)
Spring 2008**



**NEW STUDENTS
INFORMATION**

FIRST-TIME STUDENTS PROFILE

Fall 2007

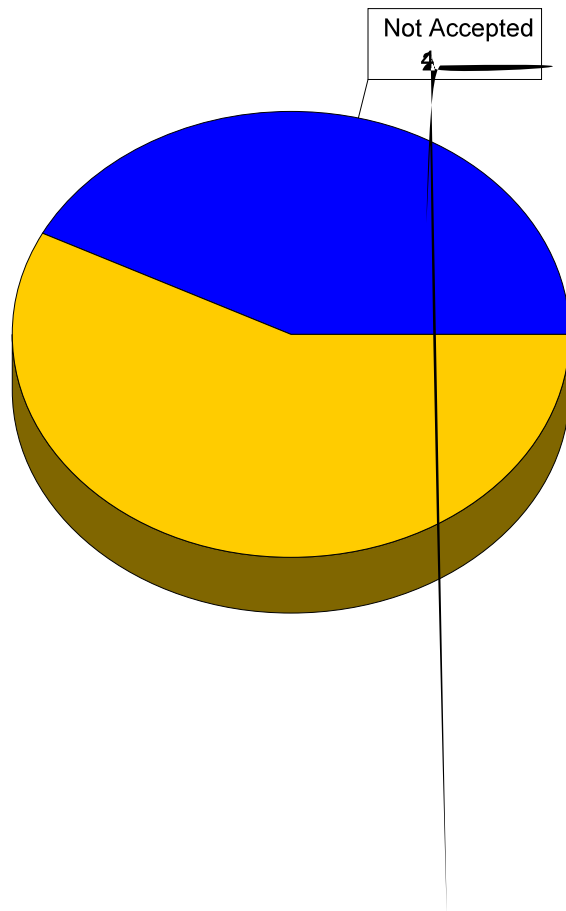
Application of first-time students		1,492
Females	877	
Males	615	
Acceptance of first-time students		856
Females	498	
Males	358	
Enrollment of first-time students		457
Females	262	
Males	195	
Number of Adventist schools represented		42
Average entering GPA of first-time students		2.99
3.00-4.00+	213	
2.00-2.99	196	
1.99-1.70	18	
1.69-below	6	
Number of first-time students reporting high school GPA		433
Percentage of first-time students reporting high school GPA		96.9%
Number of first-time students reporting high school rank		242
Percentage of first-time students reporting high school rank		52.9%
Top 10% -	29	
Top 25% -	64	
Top 50% -	122	
Bottom 50% -	120	
Bottom 25% -	62	
Number enrolling for Spring Semester 2008		393
Retention from Fall Semester 2007 to Spring Semester 2008		86.0%

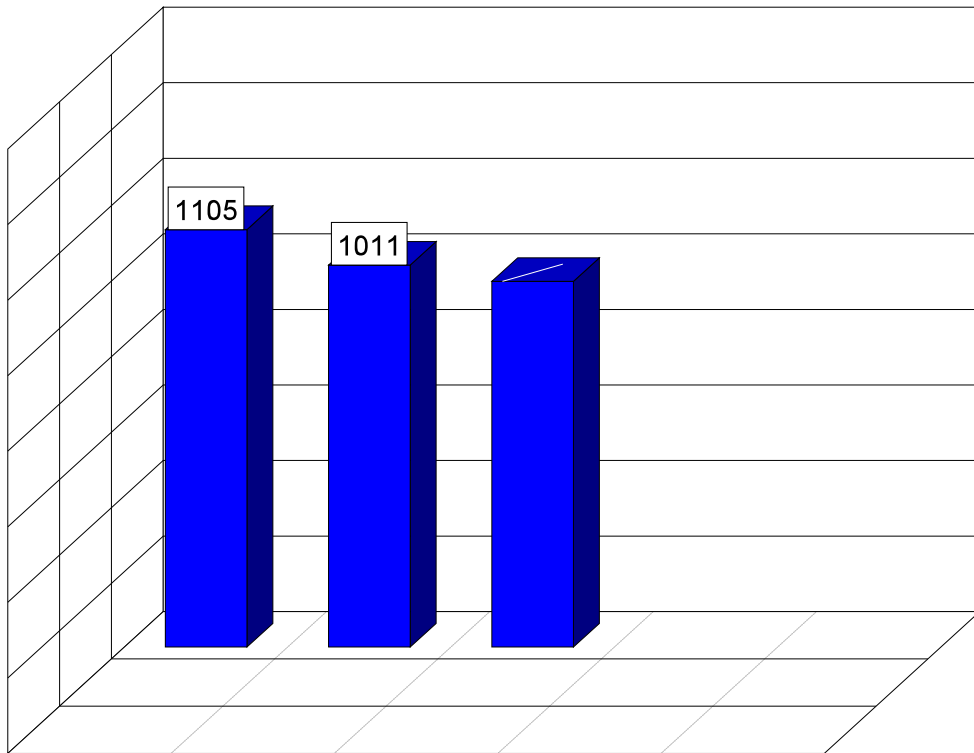
Number of first-time students reporting ACT test scores
 Percentage of first-time students reporting ACT test scores

290
 63.5%

ACT	Mean Scores	25th Percentile	75th Percentile
English	17.9	15	22
Mathematics	17.3	15	19
Reading	19.2	15	22
Science Reasoning	18.2	16	21
Composite	18.3	16	21

Test Score Range	ACT-English	ACT-Mathematics	ACT-Composite
30-36	6	1	1
24-29	42	19	32
18-23	107	94	119
12-17	96	174	130
6-11	35	2	8
Below 6	4	0	0





ADVENTIST ACADEMIES REPRESENTED
First-time Students
 Fall 2007

Academy	Females	Males	Total
Andrews Academy	1	1	2
Atlanta Adventist Academy	1	1	2
Auburn Adventist Academy	1	0	1
Bakersfield Adventist Academy	1	0	1
Barbados SDA Secondary School	2	0	2
Bass Memorial Academy	3	0	3
Bermuda Institue	4	3	7
Blue Mountain Academy	0	2	2
Broadview Academy	1	1	2
Burton Adventist Academy	2	2	4
Crawford Adventist Academy	1	1	2
Daystar Adventist Academy	1	0	1
Forest Lake Academy	5	4	9
Gem State Academy	1	0	1
Georgia-Cumberland Academy	0	1	1
Glendale Academy	1	0	1
Great Lakes Adventist Academy	0	1	1
Greater Atlanta Adventist Academy	9	4	13
Greater New York Academy	6	7	13
Harbert Hills Academy	2	0	2
Highland View Academy	1	0	1
Indiana Academy	0	1	1
La Sierra Academy	1	0	1

00 2

0 0 Td (0)Tj 72 0 Td (V(de)1 0 Td (1)Tj 81 0 Td (2)Tj -430.56 -14.16 Td [(B)12(ur)13(ton1(rbados SDA Sec)10(onday)34(Sch

Academy	Females	Males	Total
Richmond Academy of SDA	1	0	1
Rio Lindo Academy	1	2	3
Sacramento Adventist Academy	1	0	1
Saint Croix SDA Academy	1	1	2
Saint Thomas SDA School	0	2	2
San Fernando Valley Academy	1	0	1
Takoma Academy	10	10	20
TOTAL	118	83	201
Public/Private High Schools	137	91	225
High School Equiv. By Exam	9	0	9
Other/Unknown	1	21	22
TOTAL	262	195	457

States	Females	Males	Total
Oregon	0	1	1
Pennsylvania	3	7	10
South Carolina	3	5	8
Tennessee	6	3	9
Texas	4	7	11
Utah	1	0	1
Virgin Islands	3	3	6
Virginia	5	2	7
Washington	3	0	3
West Virginia	0	1	1
Totals	247	187	434

**FIRST-TIME STUDENTS
(U.S. CITIZENS AND PERMANENT RESIDENTS)
LIVING OUTSIDE THE UNITED STATES**
Fall 2007

Country	Females	Males	Total
Bermuda	0	1	1
Totals	0	1	1

FIRST-TIME INTERNATIONAL STUDENTS (F1-Visa)
By Country of Citizenship
Fall 2007

Country	Females	Males	Total
Antigua & Barbuda	0	1	1
Bahamas	4	1	5
Barbados	2	0	2
Bermuda	4	2	6
Belize	1	0	1
Canada	3	3	6
Trinidad/Tobago	1	0	1
Totals	15	7	22

TRANSFER STUDENTS PROFILE

Fall 2007

Application of transfer students		323
Females	189	
Males	134	
Acceptance of first-time student		140
Females	72	
Males	68	
Enrollment of first-time student		105
Females	55	
Males	50	
Number of colleges and universities represented		111
Number of Adventist colleges and universities represented		7
Number and percentage of transfer students entering all classes		
Freshmen	72	(68.6%)
Sophomores	23	(21.9%)
Juniors	9	(8.6%)
Seniors	1	(1.0%)
Number enrolling for Spring Semester 2008		83
Retention from Fall Semester 2007 to Spring Semester 2008		79.0%

TRANSFER STUDENTS (U.S. Citizens and Permanent Residents)
BY STATES
Fall 2007


State	Females	Males	Total
Alabama	7	6	13
Arizona	1	0	1
California	4	2	6
Connecticut	1	0	1
D.C.	1	1	2
Florida	5	4	9
Georgia	3	5	8
Kentucky	1	1	2
Maryland	3	3	6
Massachusetts	0	1	1
Michigan	1	4	5
Minnesota	0	3	3
Nevada	0	1	1
New Jersey	3	2	5
New York	4	5	9
North Carolina	1	2	3
Ohio	1	0	1
Pennsylvania	3	0	3
South Carolina	2	1	3
Tennessee	2	1	3
Texas	1	0	1
Virgin Islands	2	1	3
Virginia	2	1	3
West Virginia	1	0	1
TOTALS	49	44	93

**TRANSFER STUDENTS
(U.S. CITIZENS AND PERMANENT RESIDENTS)
LIVING OUTSIDE THE UNITED STATES
Fall 2007**

Country	Females	Males	Total
Jamaica	0	1	1
Totals	1	1	1

**TRANSFER INTERNATIONAL STUDENTS (F1-Visa)
BY COUNTRY OF CITIZENSHIP 1
Fall 2007**

COUNTRY	FEMALES	MALES	TOTAL
----------------	----------------	--------------	--------------



COLLEGES AND UNIVERSITIES REPRESENTED BY TRANSFER STUDENTS

Fall 2007

Alabama A&M University	Lake Michigan College
Anne Arundel Community College	Lake Sumter Community College
Antillean Adventist University	Lexington Community College
Atlantic College	Merced College
Atlantic Union College	Minnesota State University
Auburn University-Montgomery	Mohave Community College
Brevard Community College	Morris Brown College
Brookdale Community College	Mount San Jacinto College
Broward Community College-Ft. Lauderdale	New York University
Calhoun Community College	North Hennepin Community College
California State University-San Bernardino	North Seattle Community College
Camden County College	Northern Caribbean University
Chattahoochee Technical College	Oakland Community College
Clemson University	Olive-Harvey College
College of New Rochelle	Orange County Community College
College of Southern Maryland	Pacific Union College
Columbia Union College	Pasadena City College
Community College of Philadelphia	Polk Community College
Contra Costa College	Prince George's Community College
Crafton Hills College	Queens College-New York
Devry Institute-New Brunswick	Quinsigamond Community College
Dickinson College	Riverside Community College
Edison Community College	San Bernardino Valley College
Excelsior College	Santa Monica College
Florence-Darlington Technical College	Seneca College
Frederick Community College	Shelton State Community College
Georgia State University	Sheridan College
Gibbs College	Sinclair Community College
Grand Valley State University	Snead State Community College
Green River Community College	Southeast Missouri State University
Hampton University	Southern Adventist University
Heritage College	Southwestern Michigan College
Hillsborough Community College	Spartanburg Methodist College
Hinds Community College	Spartanburg Technical College
Humber College	St. Johns University
Hunter College	St. Petersburg College
Kennesaw State University	The College of the Bahamas
Kingsborough Community College	Tuskegee University
LaSierra University	Union County College
LaGuardia Community College	University of Alabama-Huntsville

**COLLEGES AND UNIVERSITIES REPRESENTED
BY TRANSFER STUDENTS**

University of East Africa
University of Georgia-Athens
University of Maryland-College Park
University of Massachusetts-Darmouth
University of Virgin Islands
University of Windsor
Valencia Community College
Victor Valley Community College
Virginia College-Birmingham

Virginia State University
Volunteer State Community College
Walla Walla College
Wallace State Com. College-Hanceville
Wayne County Community College
York College-New York

**STUDENT ENROLLMENT
FALL SEMESTER**

DISTRIBUTION OF STUDENTS BY CLASSIFICATION AND STATUS

Fall 2007

Classification	Females	Males	Total
FRESHMEN			
First-time	262	195	457
Former	8	15	23
Returning	80	77	157
Study Abroad	0	2	2
Transfer	36	36	72
(Total)	386	325	711
SOPHOMORES			
Former	7	9	16
Returning	191	133	324
Study Abroad	2	1	3
Transfer	13	10	23
(Total)	213	153	366
JUNIORS			
Former	4	5	9
Returning	175	106	281
Study Abroad	1	3	4
Transfer	5	4	9
(Total)	185	118	303
SENIORS			
Former	6	4	10
Returning	193	144	337
Study Abroad	7	2	9
Transfer	1	0	1
UAHE (Engineering Program)	1	4	5
(Total)	208	154	362
UNCLASSIFIED			
COOP Students	10	4	14
Dietetics Program	19	1	20
LEAP	29	7	36
Staff	5	4	9
Special/Transient	3	0	3
(Total)	66	16	82
Grand Totals	1,058	766	1,824



**STUDENT ENROLLMENT BY
ETHNICITY AND GENDER**

Fall 2007

Ethnicity	Females	Males	Total
Black, non-Hispanic	919	696	1,615
White, non-Hispanic	12	4	16
Non-resident alien	77	44	121
American Indian	0	1	1
Asian/Pacific Islander	2	2	4
Hispanic	6	4	10
Unknown	42	15	57
Total	1,058	766	1,824

Note: Ethnic categories according to IPEDS (Integrated Postsecondary Education Data System) definitions

Source: Profile_Rec: Ethnic_code field

**FULL-TIME ENROLLMENT
BY CLASSIFICATION**

PART-TIME ENROLLMENT BY CLASSIFICATION

Fall 2007

Classification	Females	Males	Total
Freshmen	4	8	12
Sophomores	3	2	5
Juniors	6	6	12
Seniors	27	12	39
Unclassified	33	11	44
Total	73	39	112

DISTRIBUTION OF PART-TIME STUDENTS BY ENROLLMENT STATUS

Fall 2007

Enrollment Status	Females	Males	Total
First-time	2	4	6
Former	5	1	6
Returning	31	18	49
Transfer	1	1	2
UAHE (Engineering Program)	1	4	5
Unclassified:			
COOP	10	4	14
Dietetic Internship Program	0	1	1
LEAP	15	2	17
Staff	5	4	9
Special/Transient	3	0	3
Total	73	39	112

*Credit hours = 498**

**Does not include COOP or LEAP hours*



FALL ENROLLMENT SUMMARY
(FALL SEM. 2003 - FALL SEM. 2007)

	Fall 2003	Fall 2004	Fall 2005	Fall 2006	Fall 2007
TOTAL ENROLLMENT	1787	1753	1751	1771	1824
FRESHMEN					
Headcount	624	627	661	663	711
Females	354	358	365	384	386
Males	270	269	296	279	325
First-time	405	436	410	394	457
Former	21	17	18	13	23
Returning	141	135	152	167	157
Study Abroad					2
Transfer	57	39	81	89	72
SOPHOMORES					
Headcount	329	353	370	356	366
Females	202	196	221	222	213
Males	127	157	149	134	153
Former	17	17	23	14	16
Returning	295	311	325	327	324
Transfer	16	25	19	13	23
Study Abroad	1	0	3	2	3

MAJOR INTEREST SUMMARY FOR FALL 2003 - FALL 2007 By Departments - (Self Declared Majors)

NOTE: A decision was made to only report the majors offered at Oakwood after the move to the new administrative system beginning Fall 2003.

Department MAJORS		Fall 2003	Fall 2004	Fall 2005	Fall 2006	Fall 2007
Biology	Biology	226	225	216	218	243
	Biomedical Science	0	0	16	29	24
	Natural Science	1	1	0	0	0
	Totals	227	226	232	247	267
	Biology Education*	8	11	6	6	6
Business & Info. Systems	Accounting	42	50	56	50	43
	Administrative Systems Mgmt.	55	31	13	5	1
	Business Administration	0	0	23	12	24
	Computer Information Systems	52	37	38	22	24
	Finance	37	34	24	23	26
	Health Care Administration	31	27	32	35	32
	Information Technology	0	3	17	18	19
	Management	43	73	56	63	67

Department MAJORS	Fall 2003	Fall 2004	Fall 2005	Fall 2006	Fall 2007

Depart79200.8

Department MAJORS		Fall 2003	Fall 2004	Fall 2005	Fall 2006	Fall 2007
Music	Music	7	10	12	9	4
	Music Business	4	4	3	1	0
	Music: Instrumental	0	1	1	2	1
	Music: Piano	2	2	1	1	1
	Music: Voice	4	2	5	2	2
	Music: Composition	0	1	0	0	0
	Theory & Composition	1	4	2	3	3
	Vocal Performance & Pedagogy	13	10	22	19	9
	Totals	31	34	46	37	20
	Music Ed: Instrumental*	1	1	1	1	1
	Music Ed: Vocal/Choral*	0	8	7	5	6
	Music Education*	10	7	10	7	9
Nursing	Nursing	76	103	11-8 1323	11-8 1323	11-8 1323

Department MAJORS		Fall 2003	Fall 2004	Fall 2005	Fall 2006	Fall 2007
Religion & Theology	Bible Instructorship	2	0	0	0	0
	Church Leadership					2
	Ministerial Theology	130	100	26	8	2
	Religion	17	18	9	7	4
	Theology: Teaching Ministry	0	0	5	2	12
	Theology: Pastoral/Evangelistic	0	3	57	95	125

STUDENTS BY STATES

Fall 2007

States	Females	Males	Total
Alabama	188	140	328
Alaska	1	0	1
Arizona	1	1	2
Arkansas	1	0	1
California	110	49	159
Colorado	5	8	13
Connecticut	9	7	16
D.C.	3	7	10
Delaware	5	3	8
Florida	112	68	180
Georgia	79	47	126
Idaho	1	0	1
Illinois	23	17	40
Indiana	8	7	15
Iowa	0	1	1
Kansas	1	1	2
Kentucky	5	5	10
Louisiana	6	4	10
Maryland	70	52	122
Massachusetts	14	17	31
Michigan	29	24	53
Minnesota	5	9	14
Mississippi	16	4	20
Missouri	14	9	23
Nebraska	1	1	2
Nevada	1	3	4
New Hampshire	0	1	1
New Jersey	29	21	50
New York	69	74	143
North Carolina	17	20	37
Ohio	13	20	33
Oklahoma	1	1	2
Oregon	1	2	3
Pennsylvania	20	21	41
South Carolina	13	9	22
Tennessee	33	17	50
Texas	34	21	55
Utah	1	2	3
Virgin Islands	7	7	14

States	Females	Males	Total
Virginia	15	10	25
Washington			

**INTERNATIONAL STUDENTS (F-1 Visa)
BY COUNTRY OF CITIZENSHIP**
Fall 2007

Country	Females	Males	Total
Antigua & Barbuda	5	1	6
Bahamas	6	4	10
Barbados	5	1	6
Bermuda	21	12	33
Belize	1	0	1
Canada	21	8	29
Cameroon	0	1	1
England	1	2	3
France	1	1	2
Gambia	1	0	1
Haiti	0	2	2
Jamaica	5	5	10
Kenya	2	1	3
Martinique	0	1	1
Netherlands Antilles	1	0	1
Nigeria	1	0	1
Papua-New Guinea	1	1	2
St. Kitts/Nevis	1	0	1
Trinidad/Tobago	2	2	4
United Kingdom	1	0	1
Zimbabwe	1	2	3
Totals	77	44	121

Countries represented: 21

Source: Citizenship field based on Visa_field = F-1

**STUDENT ENROLLMENT SUMMARY
BY COUNTRY OF NATIONAL ORIGIN**
Fall 2007

Antigua & Barbuda	11	Malawi	1
Bahamas	19	Martinique	1
Barbados	10	Netherlands Antilles	12
Belize	2	Nicaragua	1
Bermuda	37	Nigeria	6
Brazil	1	Panama	1
Britain	1	Papua New Guinea	2
Cameroon	1	Phillipines	1
Canada	27	Puerto Rico	1
Cuba	2	St. Christopher/Nevis	1
Dominica	2	St. Kitts/Nevis	1
Dominican Republic	1	St. Lucia	1
England	7	St. Vincent/Grenadines	1
France	1	Tonga Islands	1
Gambia	1	Trinidad & Tobago	16
Germany	3	Uganda	1
Ghana	4	United Kingdom	2
Guadeloupe	1	United States	1,411
Guyana	12	Virgin Islands	15
Haiti	40	Zambia	1
Jamaica	54	Zimbabwe	9
Kazakhstan	1	Unknown	97
Kenya	12	Total	1,824
Liberia	1		

Source: Birthplace_etry field

SUMMARY OF STUDENT ENROLLMENT BY SDA UNIONS AND CONFERENCES

Fall 2007

Atlantic Union	8*
Bermuda Conference	29
Greater New York Conference	19
Northeastern Conference	139
Southern New England Conference	1
Total Atlantic Union Division	196

Columbia Union Conference	7*
Allegheny East Conference	160
Allegheny West Conference	26
Chesapeake Conference	3
Mountain View Conference	2
New Jersey Conference	4
Ohio Conference	2
Pennsylvania Conference	1
Potomac Conference	24
Total Columbia Union Conference	229

**STUDENT ENROLLMENT
SPRING SEMESTER**

ENROLLMENT STATISTICS BY CLASSIFICATION

Spring 2008

Classification	Females	Males	Total
Freshmen	302	227	529
Sophomores	200	160	360
Juniors	187	122	309
Seniors	252	179	432
Unclassified	47	16	62
Undergraduate Total	988	704	1,692
Post-Baccalaureate Cert (DIP)	19	1	20
Graduates	6	16	22
Total Enrollment	1,013	721	1,734

DISTRIBUTION OF STUDENTS BY ENROLLMENT STATUS

Spring 2008

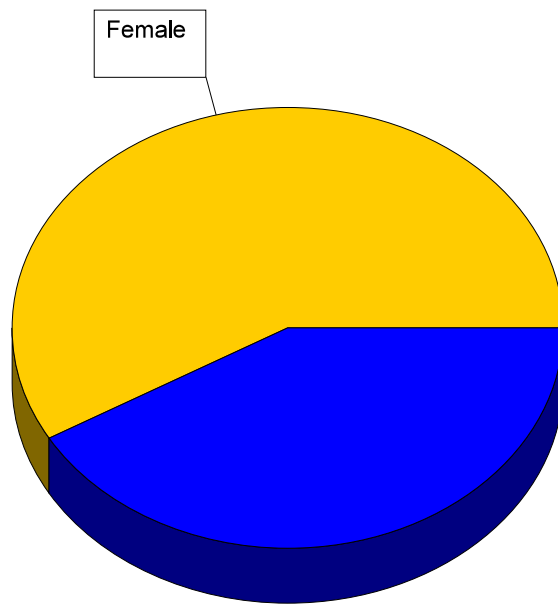
Enrollment Status	Females	Males	Total
First-time	19	17	36
Former Students	36	20	56
Returning Students	862	631	1,493
Transfers	13	7	20
Study Abroad	10	8	18
UAHE-Engineering	1	5	6
Early Selection Program	1	0	1
Unclassified:			
COOP	3	4	7
LEAP	32	9	41
Staff	11	3	14
Student Missionary	1	0	1
Undergraduate Total	988	704	1,692
Post-Baccalaureate Cert. (DIP)	19	1	20
Graduates	6	16	22
TOTALS	1,013	721	1,734

Undergraduate credit hours = 24,393.5
Graduate credit hours = 240

Undergraduate F.T.E. = 1,573
Graduate F.T.E. = 20

**DISTRIBUTION OF STUDENTS
BY CLASSIFICATION, AND STATUS**
Spring 2008

Classification	Females	Males	Total
FRESHMEN			
First-time	19	17	36
Former	7	9	16
Returning	266	194	460
Study Abroad	0	2	2
Transfer	10	5	15
(Total)	302	227	529
SOPHOMORE			
Former	9	3	12
Returning	187	154	341
Study Abroad	2	1	3
Transfer	2	2	4
(Total)	222	137	359
JUNIORS			
Former	7	4	11
Returning	178	114	292
Study Abroad	1	3	4
Transfer	1	0	1
Engineering Program (UAHE)	0	1	1
(Total)	187	122	309
SENIORS			
Former	13	4	17
Returning	231	169	400
Study Abroad	7	2	9
Engineering Program (UAHE)	1	4	5
(Total)	252	179	431
UNCLASSIFIED			
COOP	3	4	7
LEAP	32	9	41
Staff	11	3	14
Student Missionary	1	0	1
(Total)	47	16	63
Undergraduate Totals	988	704	1,692



**STUDENT ENROLLMENT BY
ETHNICITY AND GENDER**
Spring 2008

Ethnicity	Females	Males	Total
Black, non-Hispanic	883	649	1,532
White, non-Hispanic	12	4	16
Non-resident alien	70	44	114
American Indian	0	1	1
Asian/Pacific Islander	3	2	5
Hispanic	7	5	12
Unknown	38	16	52
Total	1,013	721	1,734

Note: Ethnic categories according to IPEDS (Integrated Postsecondary Education Data System) definitions

Source: Ethnic_code field

**FULL-TIME ENROLLMENT
BY CLASSIFICATION**
Spring 2008

Classification	Females	Males	Total
Freshmen	294	219	513
Sophomores	194	154	348
Juniors	182	118	300
Seniors	226	163	389
Unclassified	23	5	28
Total	919	659	1,578

**DISTRIBUTION OF FULL-TIME STUDENTS
BY ENROLLMENT STATUS**
Spring 2008

Enrollment Status	Females	Males	Total
First-time	19	15	34
Former	26	15	41
Returning	829	609	1,438
Study Abroad	10	8	18
Transfer	12	7	19
LEAP	4	4	8
Total	900	658	1,558
Dietetic Internship	19	1	20
Graduates	6	16	22
Total Full-time	925	675	1,600

*Full-time undergraduate hours = 23,815.5**

Full-time graduate hours = 240

**Note: Does not include hours from COOP, Dietetics Program, Student Missionary or LEAP programs.*

**PART-TIME ENROLLMENT STATISTICS
BY CLASSIFICATION**
Spring 2008


Classification	Females	Males	Total
Freshmen	8	8	16
Sophomores	6	6	12
Juniors	5	4	9
Seniors	26	16	42
Unclassified	43	12	55
Total	88	46	134

**DISTRIBUTION OF PART-TIME STUDENTS
BY ENROLLMENT STATUS**
Spring 2008

Enrollment Status	Females	Males	Total
First-time	0	2	2
Former	10	5	15
Returning	33	22	55
Transfers	1	0	1
UAHE	1	5	6
Unclassified:			
COOP	3	4	7
LEAP	28	5	33
Staff	11	3	14
Student Missionary	1	0	1
Total	88	46	134

Part-time undergraduate hours = 578*

**Note: Does not include hours from COOP, Dietetics Program, Student Missionary or LEAP programs.*



STUDENTS BY STATES

State	Females	Males	Total
Virgin Islands	8	7	15
Virginia	13	13	26
Washington	9	2	11
West Virginia	2	0	2
Wisconsin	2	1	3
Totals	935	670	1605

**U.S. CITIZENS OR PERMANENT RESIDENTS
LIVING OUTSIDE THE UNITED STATES**
Spring 2008

Country	Females	Males	Total
Antigua & Barbuda	1	0	1
Bahamas	1	2	3
Barbados	0	0	0
Bermuda	4	1	5
Canada	2	2	4
Cayman Islands	0	1	1
Jamaica	0	1	1
Total Outside U.S.	8	7	15
Totals	943	677	1,620

**INTERNATIONAL STUDENTS (Visas)
BY COUNTRY OF CITIZENSHIP**
Spring 2008

Country	Females	Males	Total
Antigua & Barbuda	5	1	6
Bahamas	7	5	12
Barbados	4	1	5
Bermuda	19	8	27
Canada	16	8	24
Cameroon	0	1	1
Cayman Island	0	1	1
Dominican Republic	1	1	2
England	1	2	3
France	1	1	2
Haiti	0	1	1
Jamaica	5	5	10
Kenya	1	1	2
Martinique	0	1	1
Netherlands	0	1	1
Netherlands Antilles	1	0	1
Nigeria	3	0	3
Papua-New Guinea	1	1	2
St. Kitts/Nevis	1	0	1
Trinidad/Tobago	2	2	4
United Kingdom	1	0	1
Zimbabwe	1	3	4
Totals	70	44	114

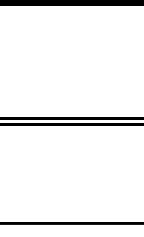
Source: Visa_code and Ethnicity fields

MAJOR INTEREST SUMMARY

By Department (Self Declared Majors)
Spring 2004 - Spring 2008

DEPT	Majors	Spr 04	Spr 05	Spr 06	Spr 07	Spr 08	
Biology	Biology	190	227	208	199	214	
	Biomedical Sciences	0	0	16	28	27	
	Natural Science	2	0	1	0	1	
	Totals	192	227	225	227	242	
	Biology Education*	9	9	7	7	5	
Business & Info. Systems	Accounting	49	50	58	50	47	
	Administrative Systems	24	26	7	2	0	
	Business Administration	0	2	16	9	20	
	Computer Information Systems	42	36	33	25	22	
	Finance	44	31	22	27	28	
	Health 9 (7 r 7) 5	2	9	9	8	comp	nf

DEPT	Majors					



SPRING FTE SUMMARY

Undergraduate

Spring Terms 2004-2008

	<i>Spr 04</i>	<i>Spr 05</i>	<i>Spr 06</i>	<i>Spr 07</i>	<i>Spr 08</i>
<i>FTE</i>	1531	1482	1531	1530	1,573

SPRING FTE SUMMARY

Graduate

Spring Terms 2008


	<i>Spr 08</i>
<i>FTE</i>	20

SUMMARY OF STUDENT ENROLLMENT BY SDA CONFERENCES

Spring 2008

Atlantic Union	7*	Pacific Union Conference	16*
Bermuda Conference	26	Arizona Conference	3
Greater New York Conference	18	Central California Conference	11
Northeastern Conference	134	Hawaii Conference	1
Southern New England Conf.	2	Nevada-Utah Conference	7
Total Atlantic Union Division	187	Northern California Conference	15
		Southeastern California Conference	30
Columbia Union Conference	4*	Southern California Conference	35
Allegheny East Conference	149	Total Pacific Union Conference	118
Allegheny West Conference	23		
Chesapeake Conference	3	Southern Union Conference	
Mountain View Conference	2	Carolina Conference	1
New Jersey	4	Florida Conference	31
Ohio Conference	2	Georgia-Cumberland Conference	9
Pennsylvania Conference	1	Kentucky-Tennessee Conference	5
Potomac Conference	22	South Atlantic Conference	146
Total Columbia Union Conference	211	South Central Conference	227
		Southeastern Conference	132
Lake Union Conference		Total Southern Union Conference	551
Illinois Conference	2		
Lake Region Conference	82	Southwestern Union Conference	
Michigan Conference	1	Oklahoma Conference	1
Total Lake Union Conference	85	Southwest Region Conference	60
		Texas Conference	8
Mid-America Union Conference		Total Southwestern Union Conference	69
Central States Conference	37		
Minnesota Conference	1	Others	
Total Mid-America Union Conference	38	British Union Conference	
		Canadian Union Conference	23
North Pacific Union Conference	5*	Caribbean Union Conference	26
Idaho Conference	2	West Indies Union	15
Oregon Conference	1	Other/Unknown	397
Washington Conference	6		
Total North Pacific Union Conference	14	TOTAL	1,734

Note: *Students reporting themselves as part of a union instead of a specific conference
Self-reported data



RETENTION DATA - FALL 2003 - FALL 2007

Line		Fall 2003	Fall 2004	Fall 2005	Fall 2006	Fall 2007
A	No. of new (first-time) freshmen	405	436	410	394	457
B	No. of students from line A who returned for a 2 nd yr.	282 69.6%	306 70.2%	282 68.8%	271 68.8%	
C	No. of students from line A who returned for a 3 rd year	241 59.5%	252 57.8%	242 59.0%		
D	No. of students from line A who returned for a 4 th year	225 55.6%	219 50.2%			
E	No. of students from line A who returned for a 5 th year	100 24.7%				

Note: Due to the change in administrative software system, the previous years retention data is currently unavailable.

DEGREES
AND
GRADUATES

Dept	Majors	Sept 2002 to May 2003	Sept 2003 to May 2004	Sept 2004 to May 2005	Sept 2005 to May 2006	Sept 2006 to May 2007	Grand Total
Other	General Studies	0	0	0	1	4	5
	Interdisciplinary Study	2	3	4	0	2	11
	Total Degrees	2	3	4	1	6	16
Grand Total	Degrees only	272	368	380	281	274	1575
	Certificates only	15	13	14	17	16	75
	Degrees and Certificates	287	381	394	298	290	1650

DEGREES CONFERRED BY DIVISION AND MAJORS

2003 to 2007

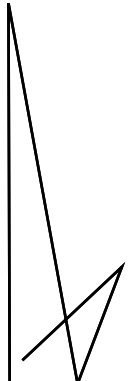
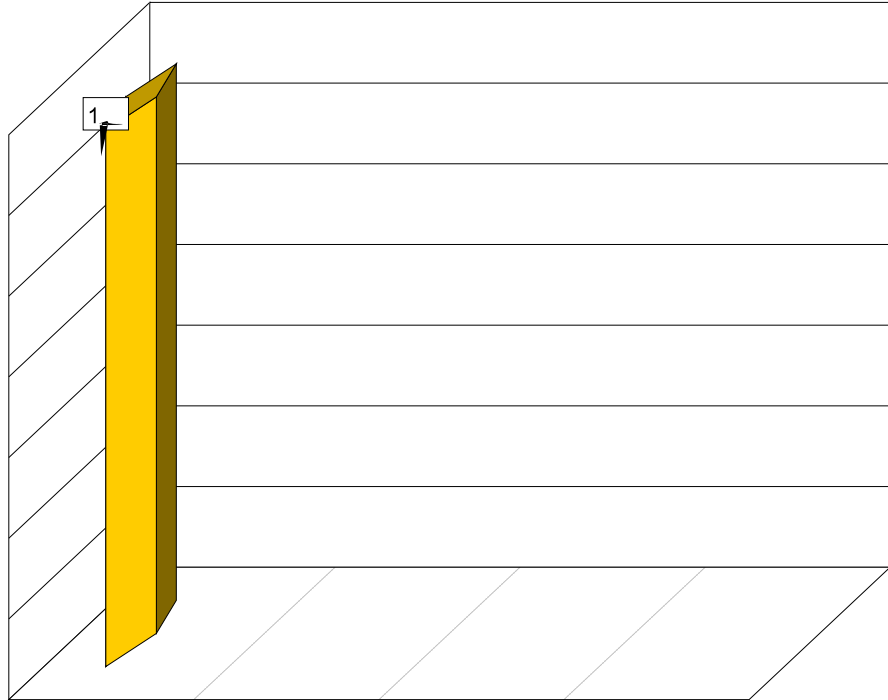
APPLIED SCIENCES	2003	2004	2005	2006	2007
Accounting	7	14	13	13	11
Biology Education	0	1	3	0	1
Business Education	0	0	0	0	0
Computer Information Systems	1	14	5	6	8
Computer Sciences (BUS)	5	0	0	0	0
Elementary Education	19	29	19	8	2
English Language Arts Education	0	2	5	0	2
Family and Consumer Science Ed.				1	0
Finance	4	18	13	6	6
Fitness & Wellness	12	8	6	2	2
Health & Physical Education			1	1	1
Health & Physical Education Teaching				1	1
Health Care Administration	4	14	9	10	3
Health Sciences	1	1	1	5	4
Information Technology			1	7	6
Management	0	9	10	8	6
Marketing	10	4	6	6	15
Mathematics Education	1	1	2	3	1
Music Education	0	1	1	0	1
Office Systems Management (Admin)	0	9	1	1	0
Organizational Management	22	17	23	21	20
Physical Education	1	0	0	0	0
Religious Education				1	1
Social Science Education	1	2	1	1	3
TOTAL APPLIED SCIENCES	88	144	120	101	94
HUMANITIES					
Commercial Art	4	5	2	3	0
Communications	12	14	18	13	13
English	4	11	11	6	11
French	1	1	2	0	3
Music	3	7	0	5	2
Music Business	2	0	0	0	2
Spanish	2	4	7	0	0
Vocal Performance	1	4	0	7	2
TOTAL HUMANITIES	29	46	40	34	33

SOCIAL SCIENCES

History	3	7	8	4	4
International Studies	3	2	4	2	2
Psychology	15	26	42	35	26
Social Work	22	21	19	13	9
TOTAL SOCIAL SCIENCES	43	56	73	54	41

NATURAL SCIENCES & MATH

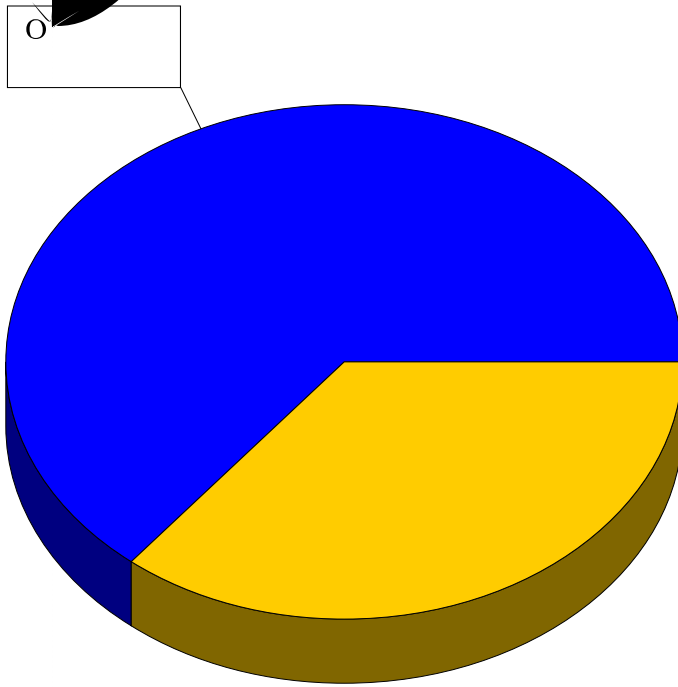
Biology	38	25	46	29	39
Biochemistry	9	9	13	6	9
Biomedical Sciences					5
Chemistry	2	3	2	2	2
Computer Science (Math)	5	6	7	6	0
Cytotechnology					1
Dietetics	6	5	1	2	1
Family and Consumer Science	1	2	1	0	0
Human Development/Family Studies	2	4	9	4	3
Mathematics	3	6	6	9	2
Mathematics & Computer Science	1	0	0	1	1
Medical Technology	1	5	2	0	0
Natural Science	1	1	0	1	0
Nursing	4	6	6	3	7
Occupational Therapy	3	1	0	0	0
Physician Assistant	3	1	1	0	2
Physical Therapy	5	3	4	11	10
Speech Pathology	0	0	0	1	0

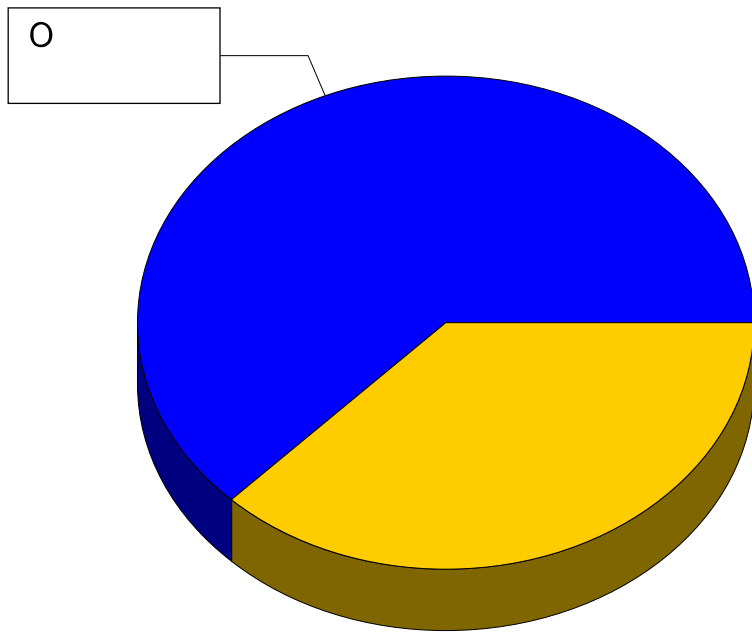




HOUSING STATISTICS

--	--	--	--	--





FISCAL INFORMATION

LIBRARY INFORMATION

**EVA B. DYKES
LIBRARY INFORMATION**

<http://www.oakwood.edu/library>

MISSION STATEMENT: The Eva B. Dykes Library promotes academic excellence by supporting the University's curriculum. It provides the Oakwood University community and constituents with access to quality resources and services that enhance teaching, learning, research, and integration of faith.

LIBRARY COLLECTIONS

Book Volumes	135,404
Periodical Titles (Current print titles)	370
Total Periodical Titles	
E-journals	32
Audio-visual Materials	8,060
Microform Titles (Books and Periodicals)	2,150
Manuscript and Archive Materials	75,915 feet
Online Databases (over 10,000 journals)	125
CD-ROM Databases	10

LIBRARY SERVICES

Research Assistance – The information Desk is located on the main floor of the library. Librarians provide assistance with all types of questions, expertise in developing research strategies, and help with using library resources in a variety of formats and around the world.

Consultations – Individuals may schedule appointments with reference librarians when an extended time is needed for research.

Instruction - Learn how to locate, evaluate, use, and communicate information effectively. Librarians provide instruction in these skills that is specific to the needs of individuals, small, groups and classes.

Interlibrary Loans

COMPUTER LAB HOURS

Sunday 10:00 A.M. - 11:00 P.M.
Monday-Thursday 8:00 A.M. - 11:00 P.M.
Friday 8:00 A.M. - 1:00 P.M.

MEDIA HOURS

Sunday 2:00 P.M. - 9:00 P.M.
Monday-Thursday 8:00 A.M. - 9:00 P.M.
Friday 8:00 A.M. - 12:30 P.M.

ARCHIVES HOURS

Monday-Thursday 8:00 A.M. - 5:30 P.M.
Friday 8:00 A.M. - 1:00 P.M.

Total Main Library operating hours per week 80 hours

LIBRARY FACULTY

Paulette McLean Johnson, MLIS, Ed.S. Director of Library Services
Minneola Dixon, M.L.S. Archivist
Heather Rodriguez-James, M.S.L. Catalog Librarian
Elizabeth Mosby, M.S.L.S. Reference Librarian
Director of Library Services

PHYSICAL RESOURCES

Building	Completion Date	Use
Bessie Carter Hall	1966	residence hall for freshmen women
W.J. Blake Memorial Center	1968	contains the administrative offices of the

Building	Completion Date	Use
Oakwood University Skating Rink	1986	the skating rink and features adjoining racquetball courts
Trula E. Wade Hall	1991	residence hall for upperclass women
Business & Technology Complex	2001	houses faculty offices and classrooms for the Department of Business and Information Systems, an auditorium that seats more than 300 people, a Board of Trustees meeting room, and facilities for the Information Technology Department
West Oaks Apartments	2002	consists of six two-story apartment buildings, three for male resident and three for female residents.
Oakwood University Industries building	Acquired 2004	located at 4920 University Square; houses support services such as Health and Counseling services, WOCG Radio Station, the Office of Grants and Contracts, the Community Development Center and houses business that network with and/or employ Oakwood University students and employees.
Bradford-Cleveland-Brooks Institute for Continuing Education in Ministry	2007	a 10,000 square foot extension to the Calvin E. Moseley Religion Complex; includes a foyer with a legacy lobby and transition hall, an auditorium, four classrooms, a learning research lab, and four offices.

Under Construction		
Residential facility	2007	a 258-bed residential facility providing multiple amenities including: suite-style living, complete with kitchenette; single/double-occupancy bedrooms with wireless and cable television access; study rooms; laundry facilities on each floor; a multipurpose worship room; and an activity center with exercise, game and entertainment areas, a barbershop, kitchen facility, and administrative offices.